



CONROE ISD BENCHMARKING STORY

Benchmark 4 Excellence User's Conference

April 30, 2009



Comparison To State Averages By Function

General Fund Expenditures by Function	<u>2005-2006</u> Conroe ISD Budget	<u>2005-2006</u> State Average Budget
Instruction	57.9 %	59.2 %
Instructional-Related Services	2.0 %	3.0 %
Instructional Leadership	0.9 %	1.3 %
School Leadership	6.7 %	6.4 %
Student Support Services	5.8 %	4.7 %
Student Transportation	5.4 %	3.3 %
Food Service	0.0 %	0.8 %
Co-curricular/Extracurricular Activities	2.6 %	2.8 %
Central Administration	2.6 %	4.2 %
Plant Maintenance & Operations	13.3 %	12.0 %
Security & Monitoring Services	1.3 %	0.8 %
Data Processing Services	1.5 %	1.5 %
 Budgeted Expenditures per Student	 \$5,951	 \$6,460

Source: 2005-2006 Financial Budget Reports (<http://www.tea.state.tx.us/adhocrpt/adfib06.html>)



Benchmarking Initial Results

IDENTIFIED “OPPORTUNITIES”

- Temperature Control (Electricity & Gas)
- Custodial (Wages & Sq.Ft./Custodian)
- Groundskeeping



Tortoise and the Hare



Conroe ISD has been a “Tortoise”



Temperature Control

1. Established School Energy Savings Incentive Program in 05-06
 - Lack of Board & Administration Emphasis
 - Inconsistent Buy-In
 - Year – to – Year variables caused inconsistencies
 - Changes in facility sq.ft. (Portables, Additions, etc)
 - Upgraded controls and/or HVAC Equipment
 - Significant enrollment changes
 - Changes in facility rental status
 - Overall, program failed to achieve objective and was discontinued after one year



Temperature Control

2. Temperature Control – Mulligan in 08-09

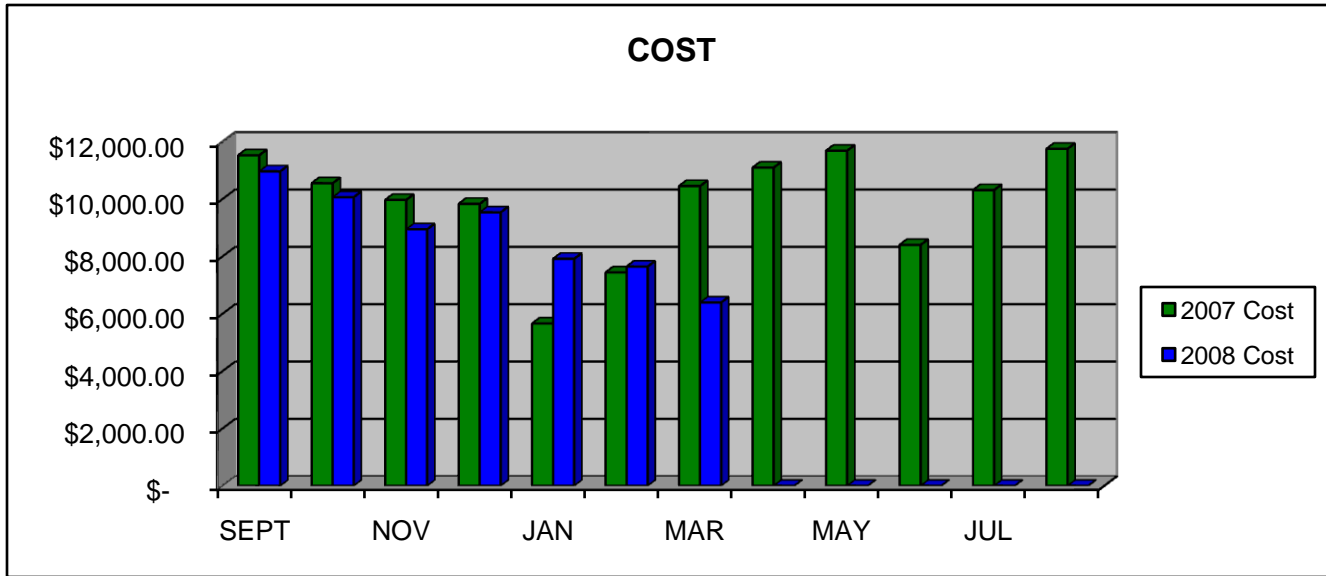
- Board Resolution Sept 2008 approved New Energy Management Plan
- Appointed Energy Management Administrators (2) and Campus Energy Coordinators
- Contracted with Automated Logic for M-Power System
 - Installation @ 31 schools by July 2009
- Conducted meetings with all school Principals and Energy Coordinators
- Conducted survey of all facilities to document current status and Energy Management compliance
- Preparing monthly campus and district wide report cards



Campus Report Card

Month/Year	kwh usage	Y/D kwh/sf	cost	Month/Year	kwh usage	Y/D kwh/sf	cost
Sep-08	97,920	1.4	\$ 10,961.88	Sep-07	122,112	1.7	\$ 11,523.72
Oct-08	90,432	2.6	\$ 10,061.90	Oct-07	110,592	3.2	\$ 10,549.90
Nov-08	79,488	3.7	\$ 8,942.44	Nov-07	105,408	4.7	\$ 9,966.21
Dec-08	85,824	4.9	\$ 9,533.64	Dec-07	104,832	6.1	\$ 9,829.00
Jan-09	67,392	5.8	\$ 7,913.06	Jan-08	83,520	7.3	\$ 5,657.70
Feb-09	88,128	7.0	\$ 7,643.52	Feb-08	100,800	8.7	\$ 7,437.91
Mar-09	72,000		\$ 6,389.54	Mar-08	99,072		\$ 10,451.49
Apr-09	0		\$ -	Apr-08	106,560		\$ 11,091.88
May-09	0		\$ -	May-08	111,744		\$ 11,680.71
Jun-09	0		\$ -	Jun-08	76,032		\$ 8,397.90
Jul-09	0		\$ -	Jul-08	97,920		\$ 10,308.55
Aug-09	0		\$ -	Aug-08	107,712		\$ 11,748.17

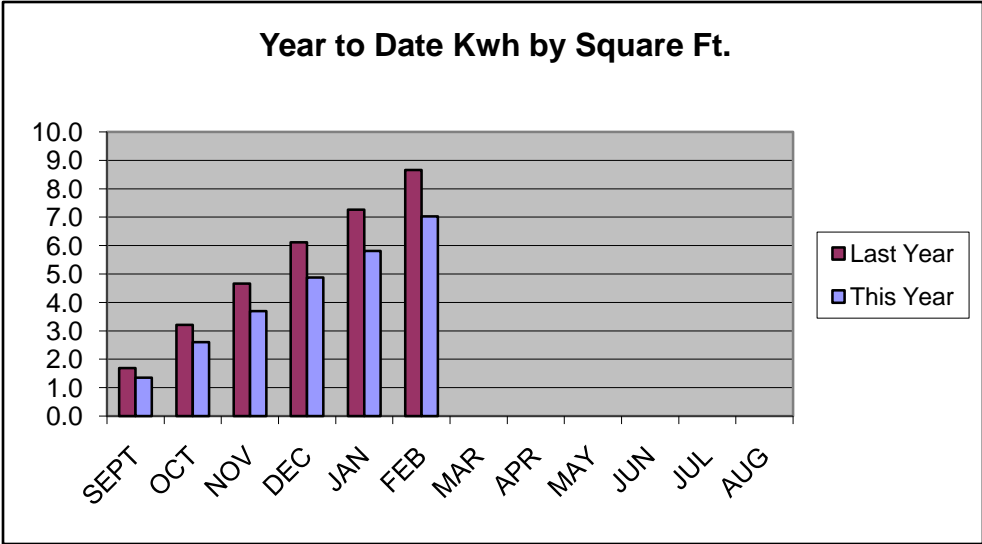
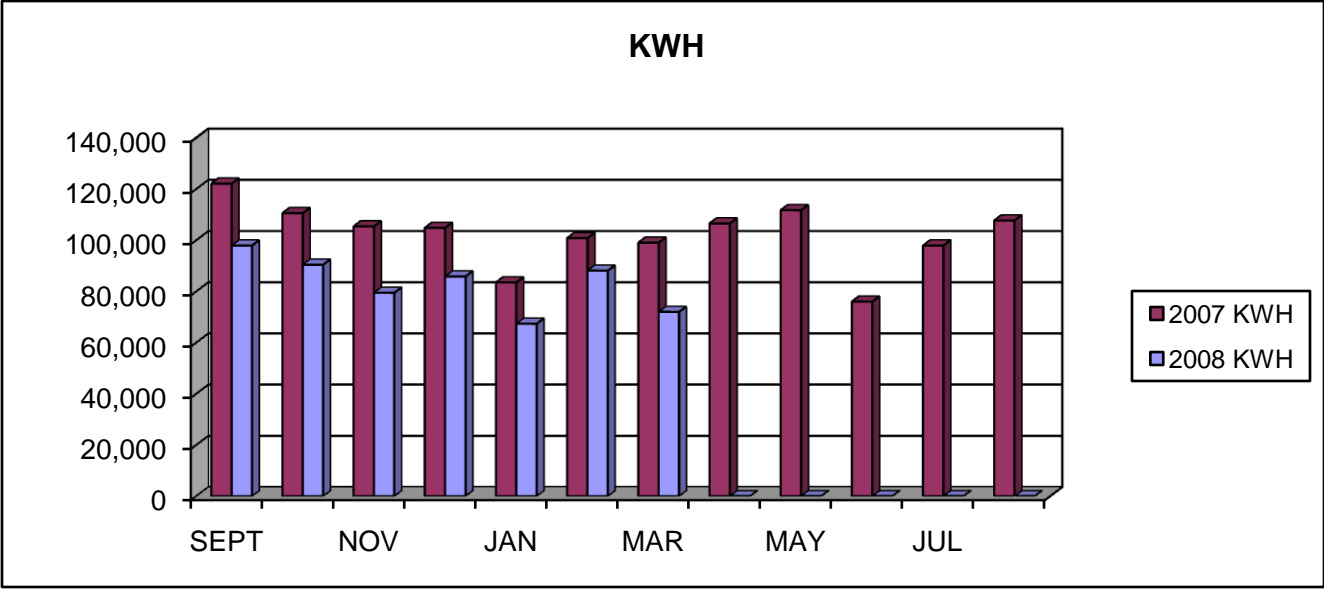
Galatas Elementary





Campus Report Card

Galatas Elementary





District Report Card

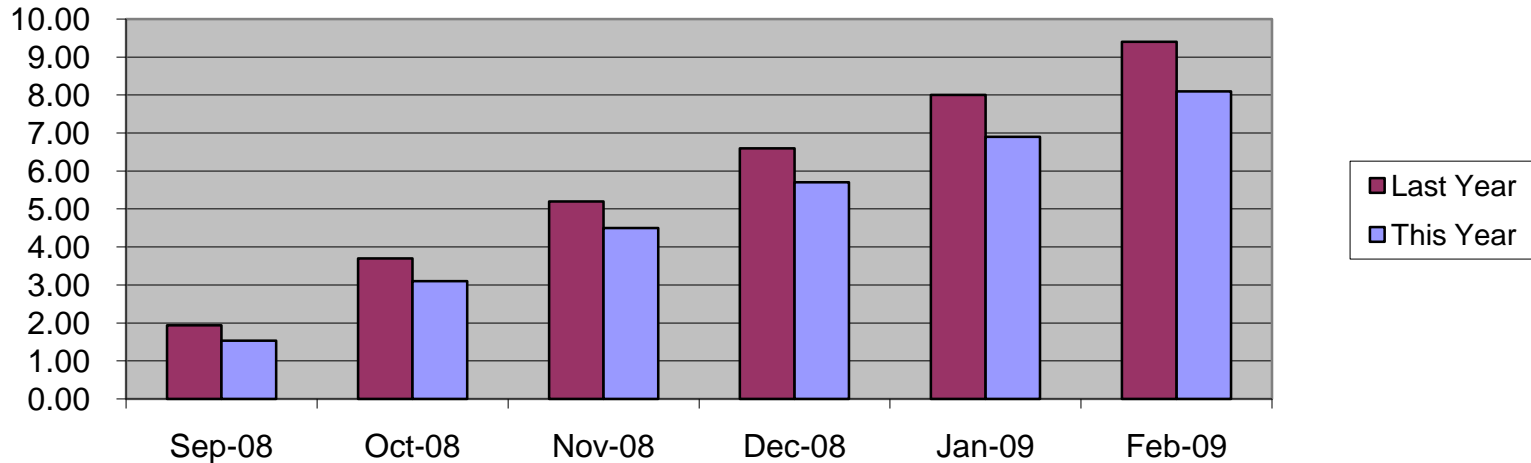
Year to Date KWH/sf

07-08 KWH/sf	08-09 KWH/sf
9.4	8.1
Year to Date Increase or (Decrease)KWH/sf	
Amount Incr.- (Decr.)	% Incr.- Decr.
(1.2)	-13.32%

YTD Actual Total Cost Savings

\$ 6,878,740	08-09 Actual YTD Total Cost
\$7,935,610	08-09 Total Cost @ 07-08 KWH/sf
\$1,056,871	YTD Total Cost Savings
13.3%	YTD Total Cost Savings

Year to Date KWH/Sq. Ft.





Temperature Control

3. YTD Results (Sept – Feb)

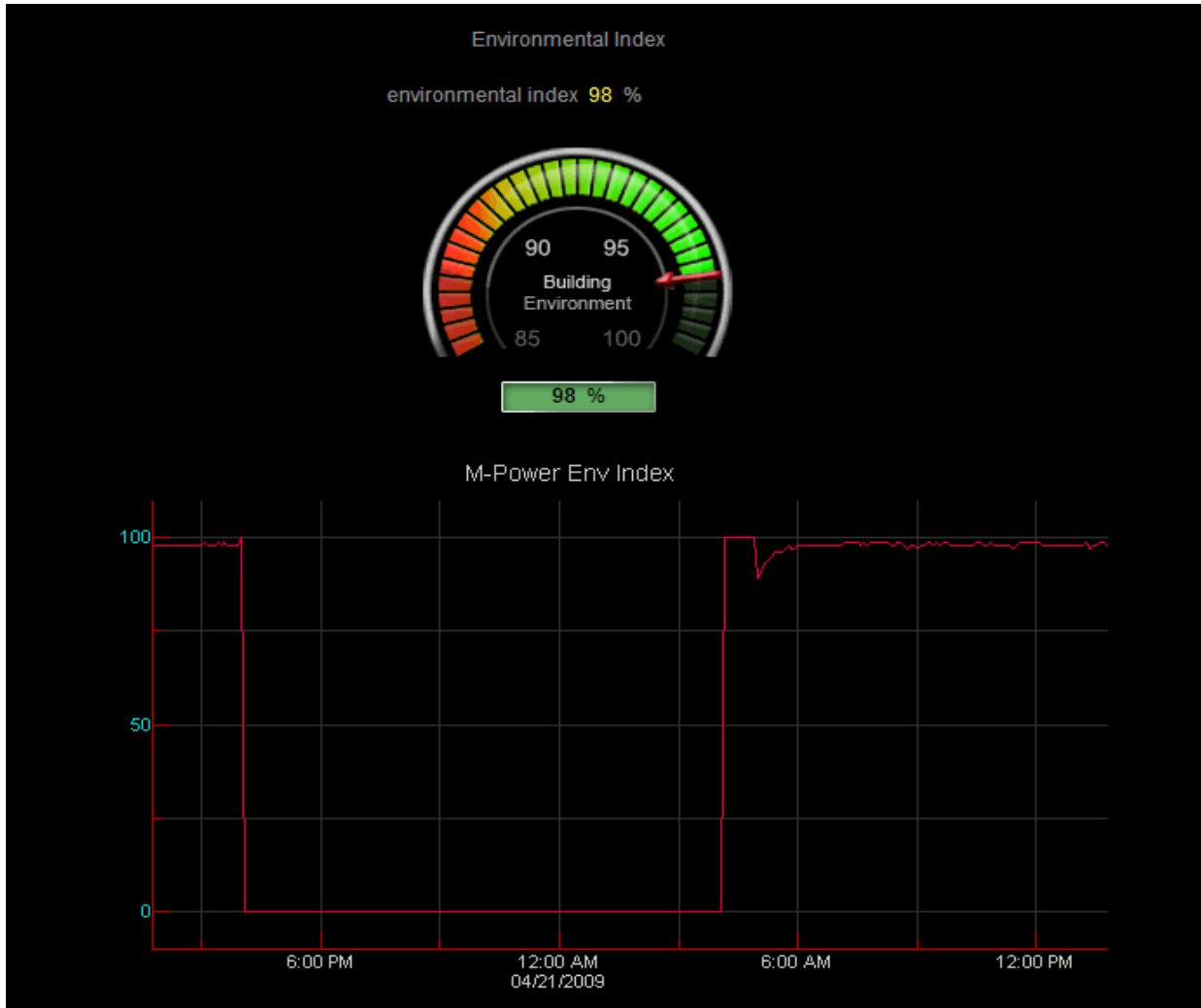
- 13.3% Reduction in KWH/sf
- \$1,056,871 YTD Savings

4. Continued Challenges

- Developing district wide energy conservation culture
- Effective use of M-Power System Data
- Bringing remaining facilities online
- Addressing natural gas consumption



M-Power System Environmental Monitoring





92.5 °F



0.0 kwh

Cox Intermediate

- ◊ Chiller Manager 48.8 °F
- ◊ Boiler 140.8 °F
- ◊ Freezer -7.8 °F
- ◊ Cooler 39.2 °F
- ◊ Emergency Shutdown
- ◊ Building TLO
- ◊ Lighting TLO

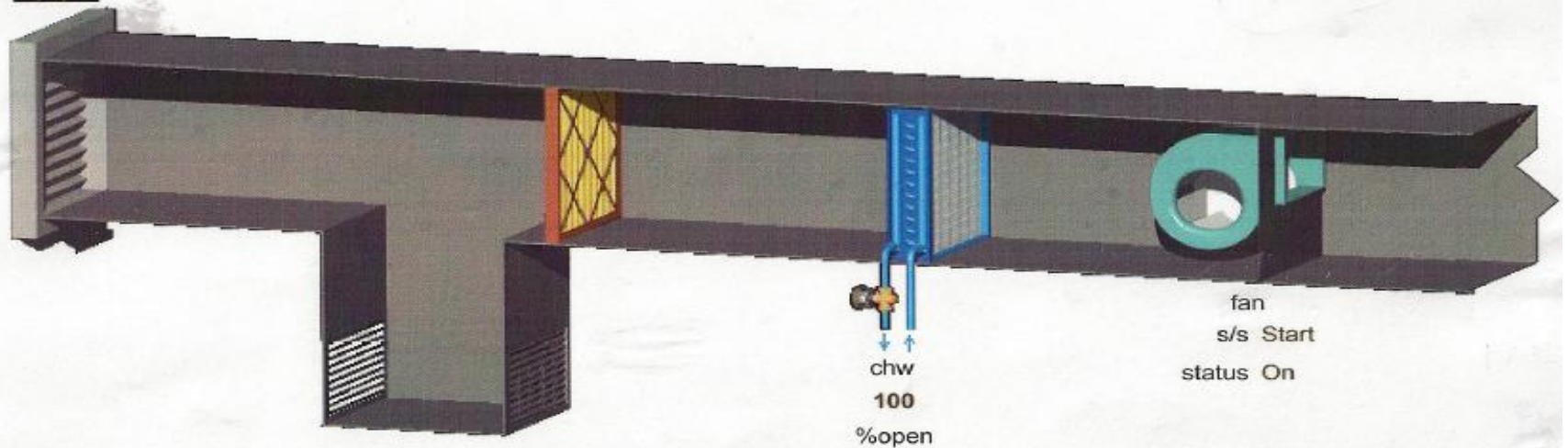


alarm warmer warm ideal cool cooler alarm


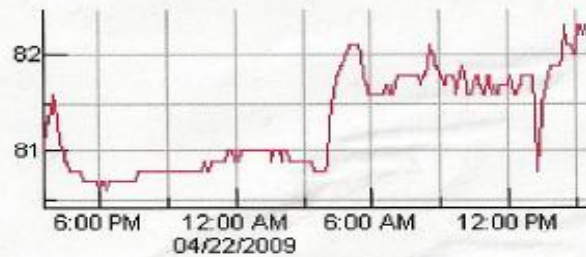


92.8 ° F

FCU A1



Zone Temp



zone temp 82.2 ° F
 effective cool setpt 73.0 ° F
 effective heat setpt 69.0 ° F
 Occupied until 4:00 PM

cool source



Custodial

1. TASB Wage Study

- Limited Growth in Wages
- Lowered Starting Salary to Market

2. Increased Sq. Ft. per Custodian

- Increased from 18,000 to 22,000
- 05-06 Study Median = 20,130

3. Off-Loaded some Non-Custodian Duties

- Preparation for Construction Projects (P&C)
- Supply Deliveries (Warehouse)

4. Continued Challenges

- Very high cleaning standards & expectations
- High level of porter duties
- Entry level turnover rate
- High cost of experienced personnel



Groundskeeping

1. Froze Groundskeeping Staff

- Absorbed additional acreage through productivity gains
 - Established 2nd work center (South Maintenance Facility)
 - Located personnel at each High School
 - Optimized lawn care schedules
- Reduced cost/ac 45% from 04-05 to 07-08

2. Outsourced 6 facilities in 08-09 (Added 7 facilities)

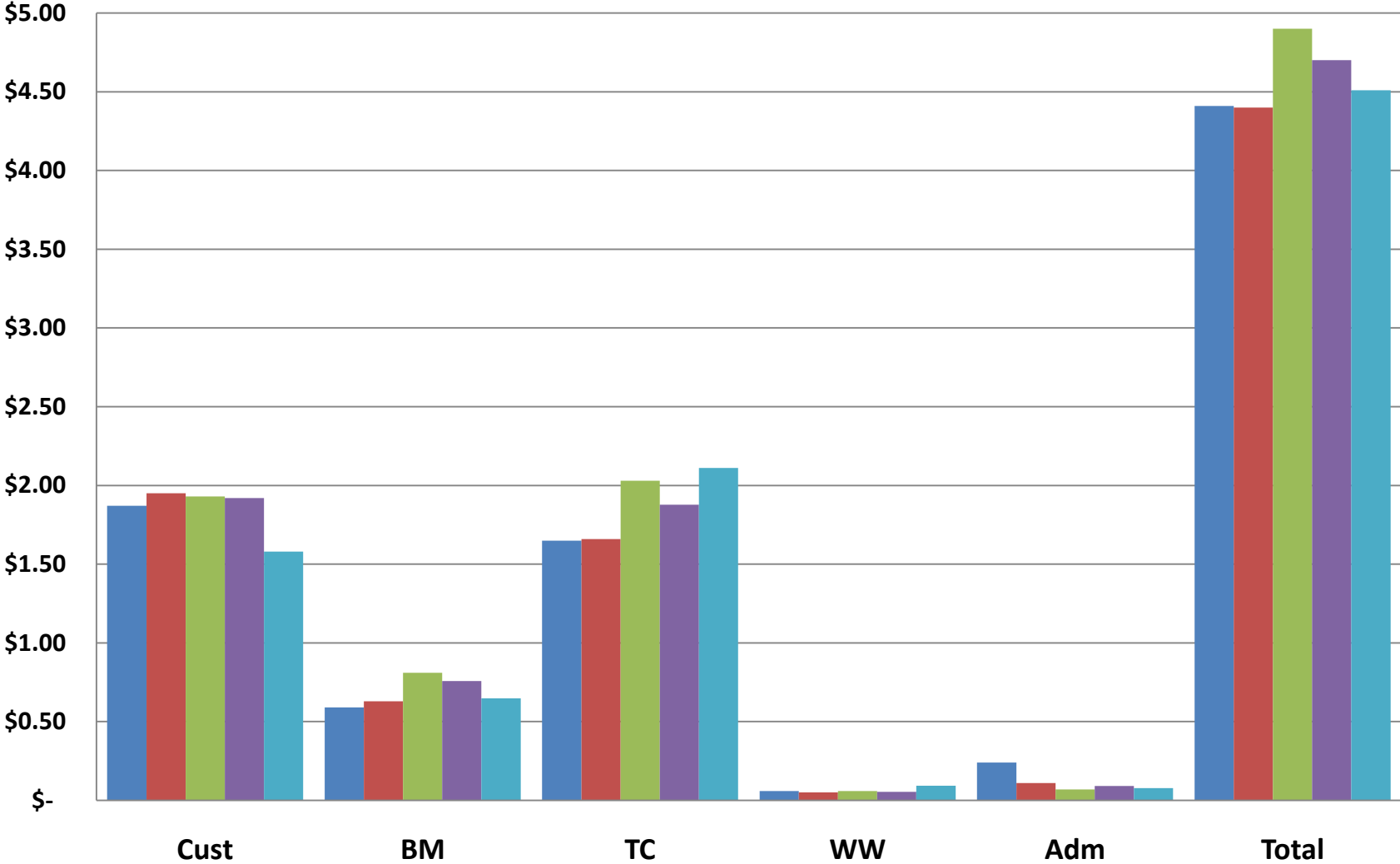
- Outsource cost appears to equal in-house cost during cutting season
- No savings if employees are productive during non-cutting season
- Will use shared job approach instead of outsourcing in 09-10

3. Continued Challenges

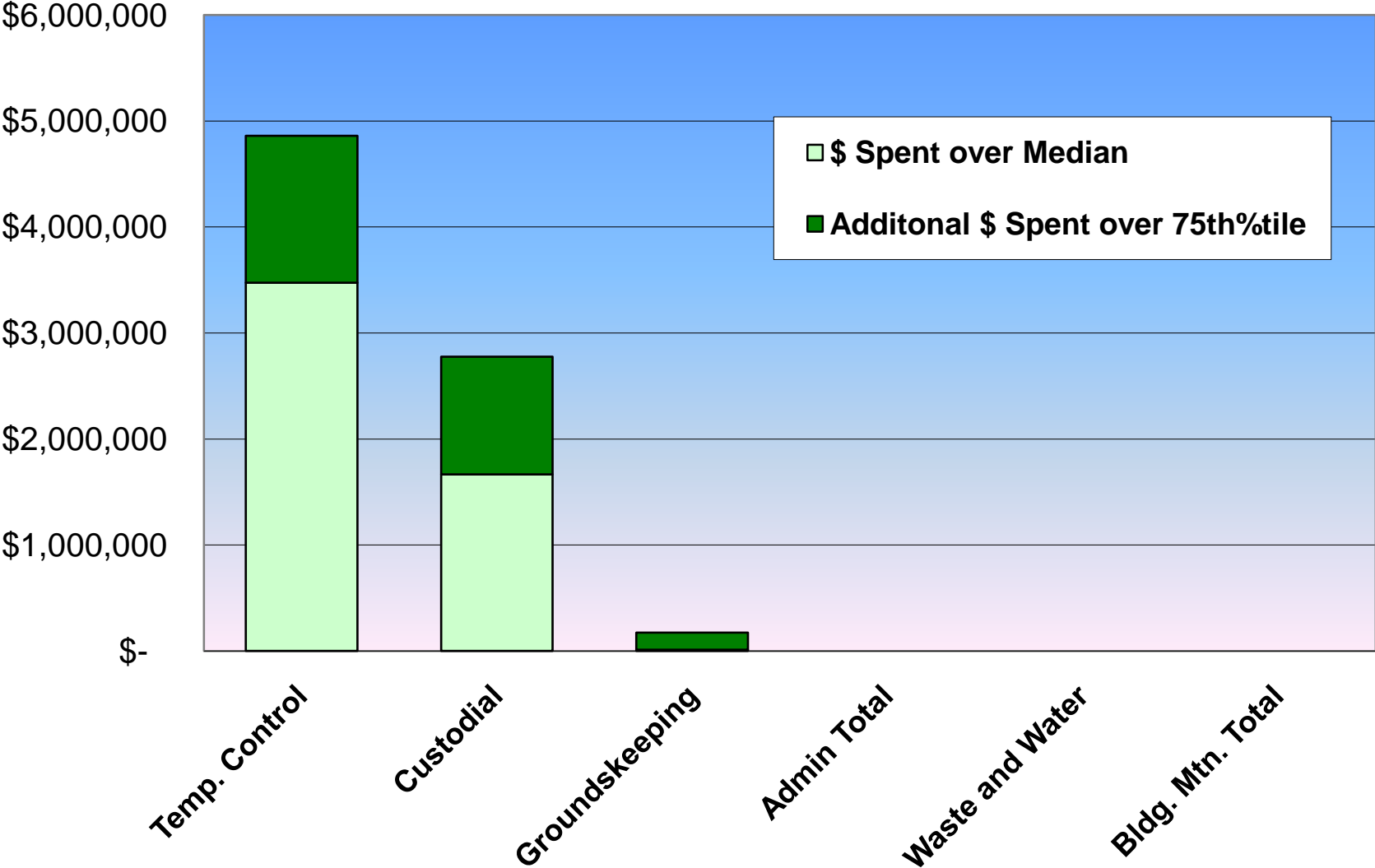
- Labor Productivity
 - Windshield time, fueling time, etc
 - Winter work tasks

Function 51 Trend for Conroe ISD

2003-2004 2004-2005 2005-2006 2006-2007 2007-2008



Conroe ISD - Opportunity vs. Leading Districts





Comparison To State Averages By Function

General Fund Expenditures by Function	<u>2008-2009</u> Conroe ISD Budget	<u>2008-2009</u> State Average Budget
Instruction	59.2 %	59.4 %
Instructional-Related Services	1.8 %	2.9%
Instructional Leadership	1.0 %	1.3%
School Leadership	6.6 %	6.3 %
Student Support Services	5.4 %	4.7 %
Student Transportation	5.6 %	3.5 %
Food Service	0.0 %	0.7 %
Co-curricular/Extracurricular Activities	2.7 %	2.8 %
Central Administration	2.0 %	3.8 %
Plant Maintenance & Operations	13.0 %	12.2%
Security & Monitoring Services	1.2 %	0.9 %
Data Processing Services	<u>1.5 %</u>	<u>1.5 %</u>
Total	100 %	100 %
Budgeted Expenditures per Student	\$6,596	\$7,356

Source: 2007-2008 Budgeted Financial Data (<http://www.tea.state.tx.us>)